



## Key Vocabulary

illustrator	an artist who draws the pictures in a book
illustration	the pictures that appear in a book
sketch	a rough or unfinished drawing
drawing	a technique in which images are depicted on a surface by making lines
drawing medium	the materials used to create artwork
tone	how light or dark a colour is
line	a mark made on a surface that joins different points
shape	a flat, enclosed area of artwork

### Types of lines:

- thick
- thin
- horizontal
- vertical
- zigzag
- diagonal
- curved
- spiral



- Lines can have different thicknesses.
- Using more pressure or changing the angle of the pencil will create thinner or thicker lines.
- Sharper pencils create crisper, cleaner lines than blunt pencil.

## Drawing – Illustration

Illustrators bring the stories that we know and love to life. They work with the authors to capture the essence of different characters, settings and stories so that they can be enjoyed by everyone.

### Quentin Blake

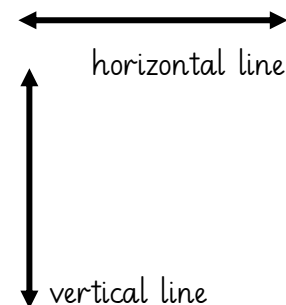


- Quentin Blake is most well-known for illustrating Roald Dahl's books.
- His illustrations are in a cartoon style using simple lines to create his characters.
- He has illustrated more than 500 books

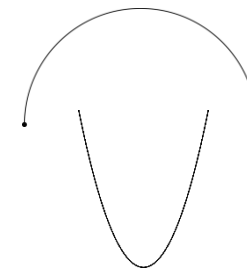
### Axel Scheffler





- Axel Scheffler is most well-known for illustrating Julia Donaldson's books.
- His illustrations have bright colors, expressive characters, and humor.
- He has illustrated more than 200 books



### curved lines



### Geometric Shapes



You can create **tone** by controlling the pressure of the pencil on the paper.