



## Art Overview

### Reception – Expressive Art and Design

Autumn		Spring		Summer	
<b>Creating with Materials Drawing</b> Henri Matisse – focus on drawing simple shapes using a template and cutting to create a collage	<b>Creating with Materials Painting</b> Henri Matisse – focus on use of colour and direction of strokes to create a portrait	<i>Creating with Materials DT Structures – Junk Modelling</i>	<i>Creating with Materials DT sliders - cards</i>	<b>Creating with Materials Sculpture</b> Clay techniques	<i>Creating with Materials Props (textiles)</i>
	<i>DT - Cooking</i>			<i>DT - Cooking</i>	

### Year 1 and Year 2









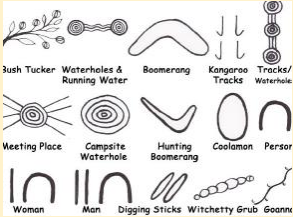







A	<b>Drawing</b> Illustration	<b>Drawing</b> Continuous Line	<b>Painting</b> Abstract Art	<b>Sculpture</b> Paper Sculpture
B	<b>Drawing</b> Aboriginal Art	<b>Painting</b> Pop Art	<b>Painting</b> Impressive Brush Strokes	<b>Sculpture</b> Picasso Inspired Faces

### Year 3 and Year 4









A	<b>Drawing</b> Direct Observation (pencil)	<b>Painting</b> Abstract Expressionism	<b>Painting</b> Impasto	<b>Sculpture</b> Chinese Dough Figures
B	<b>Drawing</b> Direct Observation (oil pastel)	<b>Drawing</b> Figures	<b>Painting</b> Watercolour Landscapes	<b>Sculpture</b> Contemporary Clay










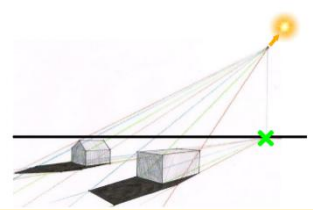






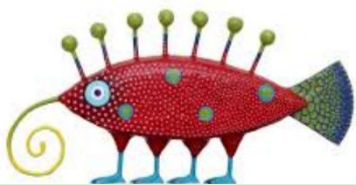

### Year 5 and Year 6

A	<b>Drawing</b> Portraits	<b>Painting</b> Cubism	<b>Painting</b> Surrealism	<b>Sculpture</b> Paper Mache Sculptures
B	<b>Drawing</b> Perspective Drawing	<b>Painting</b> Realism	<b>Sculpture</b> Surrealism	<b>Sculpture</b> Contemporary Wire Frame

Year 1 and Year 2 Cycle A	<p><b>Drawing</b></p> <p>Focus: Contemporary era - <b>Illustration</b> – line and shape</p> <p>Artist: Quinten Blake and Axel Scheffler (comparison)</p> <p>Outcome: Children decide to draw a character on the style of either artist based on the title of an unknown book (or an additional character or a familiar book).</p> <div></div>	<p><b>Drawing</b></p> <p>Focus: Modern era - <b>Continuous Line</b></p> <p>Artist: Paul Klee</p> <p>Outcome: Children decide which choice of medium they wish to use to create a continuous line drawing.</p> <div></div>	<p><b>Painting</b></p> <p>Focus: <b>Abstract Art</b> movement (Modern era)</p> <p>Artist: Piet Mondrian and Hilma af Klint (comparison)</p> <p>Outcome: Children to decide which artist to work in the style of. Abstract painting to convey an aspect of nature.</p> <div></div>	<p><b>Sculpture</b></p> <p>Focus: Contemporary era - <b>Paper Sculpture</b></p> <p>Artist: Su Blackwell</p> <p>Paper sculpture in the past – Lipski <a href="https://www.britishpathe.com/video/paper-sculpture">https://www.britishpathe.com/video/paper-sculpture</a></p> <p>Paper sculptures in the present? <a href="https://www.youtube.com/watch?v=Pik2BcQF8ZQ">https://www.youtube.com/watch?v=Pik2BcQF8ZQ</a></p> <p>Outcome: Children choose whether to create a sculpture based on a living thing or completely abstract.</p> <div></div>
Year 1 and Year 2 Cycle B	<p><b>Drawing</b></p> <p>Focus: Ancient era - <b>Aboriginal art</b> - line, pattern and shape</p> <p>Artist: Clifford Possum Tjapaltjarri</p> <p>Outcome: Choose medium and Aboriginal symbols to incorporate within a drawing.</p> <div></div>	<p><b>Painting</b></p> <p>Focus: <b>Pop Art</b> movement (Modern era) - repeated patterns compared to words</p> <p>Artist: Andy Walpole</p> <p>Outcome: Create a Pop Art inspired painting choosing to focus on an onomatopoeia word or a repeated pattern.</p> <div></div>	<p><b>Painting</b></p> <p>Focus: Post-impressionism movement (Realism era) - <b>Impressive Brush Strokes</b></p> <p>Artist: Vincent Van Gogh</p> <p>Outcome: Create a painting based on nature (pupil choice) which includes various brush strokes.</p> <div></div>	<p><b>Sculpture</b></p> <p>Focus: Modern era – <b>Picasso Inspired Faces</b> – paper/card</p> <p>Artist: Picasso</p> <p><a href="https://www.royalacademy.org.uk/exhibition/picasso-and-paper">https://www.royalacademy.org.uk/exhibition/picasso-and-paper</a></p> <p>Compare paper to Fernande sculpture</p> <p>Outcome: Create a face sculpture in the style of Picasso. Choose whether create a relief or in the round sculpture.</p> <div></div>



Year 3 and Year 4 Cycle A	<p><b>Drawing</b></p> <p>Focus: Contemporary era - <b>Direct Observation</b>, using pencil including aqua pencils</p> <p>Artist: Ian Murphy</p> <p>Outcome: Choose whether to use pencil or aqua pencil to create a tonal, observational drawing based on a part of architecture.</p> 	<p><b>Painting</b></p> <p>Focus: <b>Abstract Expressionism</b> (Modern era)</p> <p>Artist: Wassily Kandinsky and Jason Pollock (Comparison of colour-field painter and action painters)</p> <p>Outcome: Decide whether to focus on either style or combine the two to create an abstract painting.</p> 	<p><b>Painting</b></p> <p>Focus: Inspired by Expressionism/Impressionism movement (Contemporary era) – <b>Impasto</b></p> <p>Artist: Charlotte Fitzgerald</p> <p>Outcome: Create a landscape, impasto painting in the style of Charlotte Fitzgerald.</p> 	<p><b>Sculpture</b></p> <p>Focus: Traditional dating to the Han <b>dynasty</b> (206 BCE–220 CE) - <b>Chinese Dough Figures</b></p> <p>Artist: Chen Hailiang <a href="http://en.chinaculture.org/created/2005-12/28/content_77569.htm">http://en.chinaculture.org/created/2005-12/28/content_77569.htm</a></p> <p>Outcome: Create an enlarged individual sculpture.</p> 
Year 3 and Year 4 Cycle B	<p><b>Drawing</b></p> <p>Focus: Fauvism movement (Modern era) - <b>Direct Observation</b>, using pencil and oil pastel</p> <p>Artist: Henri Matisse</p> <p>Outcome: Create a still life, oil pastel drawing based on an object or objects from a selection provided.</p> 	<p><b>Drawing</b></p> <p>Focus: Naïve Art movement (Realism era) - <b>Figures</b> and group scene</p> <p>Artist: Lowry</p> <p>Outcome: Choose from a variety of backgrounds provided/sketched and draw figures in the foreground.</p> 	<p><b>Painting</b></p> <p>Focus: American Modernism movement (Modern era) - <b>Watercolour Landscape</b> and flowers – a combination of abstract and realistic (comparison/ exploration of different techniques)</p> <p>Artist: Georgia O’Keefe</p> <p>Outcome: Choose to focus on a foreground flower painting or landscape.</p> 	<p><b>Sculpture</b></p> <p>Focus: <b>Contemporary Clay</b></p> <p>Artist: Antony Gormley</p> <p>Outcome: Create an individual piece or a singular piece that when put together makes a large installation like Antony Gormley field series.</p> 

Year 5 and Year 6 Cycle A	<div>Drawing</div> <div>Focus: Influenced by Realism movement (beginning of Modern era) - <b>Portraits</b></div> <div>Artist: John Singer-Sargent (charcoal) (compare to Hans Holbein the Younger drawings)</div> <div>Outcome: Create a self-portrait using charcoal or pastel chalks. Choose viewpoint.</div> <div></div>	<div>Painting</div> <div>Focus: <b>Cubism</b> movement (Modern era)</div> <div>Artist: Picasso and Braque (comparison) (Link Picasso back to Y3/4 sculpture unit).</div> <div>Outcome: Create a painting in style of the artist(s)</div> <div></div>	<div>Painting</div> <div>Focus: <b>Surrealism</b> movement (Modern era) (<b>Select images/paintings carefully</b>)</div> <div>Artist: Rene Magritte (compare to Salvador Dali)</div> <div>Outcome: Paint an everyday item in a distorted, dream-like state.</div> <div></div>	<div>Sculpture</div> <div>Focus: Influenced by Realism movement (Contemporary era) - cardboard layers covered and moulded with Papier Mache <b>Paper Mache Sculptures</b></div> <div>Artist: Philippe Faraut (compare to Bob Johnston)</div> <div>Outcome: Create an animal head sculpture which could be hung on a wall.</div> <div></div>
	<div>Drawing</div> <div>Focus: Contemporary era - <b>Perspective Drawing</b> (one-point and two-point)</div> <div>Artist: Dan Hogman (compared to Y3/4 artist Ian Murphy)</div> <div>Outcome: Create a one-point/two-point perspective drawing using pen – choice of PP and building</div> <div><p>BVC pupil's work</p></div>	<div>Painting</div> <div>Focus: Influenced by <b>Realism</b>/Hyperrealism movement (Contemporary era) (oil - mainly primary colours for mixing)</div> <div>Artist: Cynthia Poole (compare to Giorgio Morandi - an artist that inspired Poole)</div> <div>Outcome: Create a realism painting focusing on an everyday item of their choice.</div> <div></div>	<div>Sculpture</div> <div>Focus: Influenced by <b>Surrealism</b> movement (Modern era) - wire figures and foil</div> <div>Artist: Alberto Giacometti (compare/link to Lowry's paintings)</div> <div>Outcome: Create an individual piece or a singular piece that when put together makes a large installation/scene – choice</div> <div></div>	<div>Sculpture</div> <div>Focus: <b>Contemporary wire frame</b>, modroc</div> <div>Artist: Gustavo Ramirez Cruz (compare to Edouard Martinet)</div> <div>Outcome: Create a hybrid animal/insect sculpture – choice of hybrid mix</div> <div></div>