

Dough modelling is a traditional folk art in China. The main material of dough modelling is a sticky rice powder that is blended to make different colours. People use their hands and simple tools to mold the rice flour into different life like models. In China, dough modelling plays an important role throughout the different events in a person's life.

Decorative Techniques

Cutting

Use tools to create holes or hollows in our models.



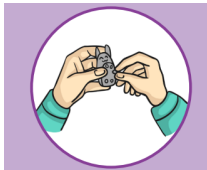
Carving

Use tools to carve designs and details into clay.



Hatching

This technique is used to join pieces of clay together.



Modelling Techniques

Rolling

Use your hands to roll the dough into a ball.



Coiling

Roll the ball of dough into a snake shape.



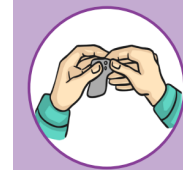
Pinching

Pull and pinch the dough with your fingers to get it in the shape that you want.






Smoothing

Smooth out the dough with your fingers.



Key Vocabulary

modelling dough	The dough we will use is made using a flour-based mixture.	
rolling pin	A rolling pin is used to flatten the dough,	
shape cutter	Shape cutters are used to cut through the dough.	
assemble	When you assemble, you fit together the separate parts.	
3-D forms	3-D shapes have length, width and height.	

Focus artist: Chen Hailiang

Chen Hailiang is a folk artist of dough sculpture in Yongqing County. He started learning dough sculpture making when he was young. He has won prizes for his unique style.

